

# SEATTLE STORM GAME NOTES

## Seattle Storm (6-12) vs. San Antonio Stars (5-13)

Overall Game #19, Away Game #10

AT&T Center; San Antonio, Texas

July 8, 2016; 8:00 p.m. CT

TV: None; Live Stream: League Pass

Radio: None

### 2016 SCHEDULE

Date	Opponent	Time/Result	Record
5/4	Phoenix^	L 73-81	--
5/8	at Phoenix ^	W 76-70	--
5/15	at Los Angeles	L 66-96	0-1
5/20	at Phoenix	W 81-80	1-1
5/22	MINNESOTA	L 71-78	1-2
5/26	WASHINGTON	L 82-84	1-3
5/28	CONNECTICUT	W 93-81	2-3
6/1	at Indiana	L 75-85	2-4
6/3	PHOENIX	W 95-81	3-4
6/5	NEW YORK	L 78-86	3-5
6/10	at Connecticut	L 76-77	3-6
6/12	at Indiana	W 90-88	4-6
6/14	at San Antonio	L 70-77	4-7
6/16	at Dallas	L 79-88	4-8
6/19	MINNESOTA	L 84-96	4-9
6/24	CONNECTICUT	W 98-81	5-9
6/28	ATLANTA	W 84-81	6-9
6/30	DALLAS	L 78-83	6-10
7/5	at Atlanta	L 64-77	6-11
7/6	at New York	L 74-78	6-12
7/8	at San Antonio	7:00 p.m.	
7/10	INDIANA	4:00 p.m.	
7/15	WASHINGTON	7:00 p.m.	
7/17	CHICAGO	4:00 p.m.	
7/20	SAN ANTONIO	12:00 p.m.	
7/22	at Minnesota	7:00 p.m.	
8/26	LOS ANGELES	7:00 p.m.	
8/28	at Minnesota	6:00 p.m.	
8/31	DALLAS	7:00 p.m.	
9/2	at Chicago	7:30 p.m.	
9/4	at Atlanta	6:00 p.m.	
9/7	at New York	7:00 p.m.	
9/9	at Washington	7:00 p.m.	
9/11	LOS ANGELES	4:00 p.m.	
9/15	at Phoenix	7:00 p.m.	
9/18	CHICAGO	4:00 p.m.	

\*All times Local  
^ Preseason

### MEDIA GUIDE

The 2016 Seattle Storm Media Guide can be found online and is available for download at [SeattleStormBasketball.com/MediaCentral](http://SeattleStormBasketball.com/MediaCentral).

### STORM PR CONTACTS

Kimberly Veale  
Manager, Public Relations  
[kveale@StormBasketball.com](mailto:kveale@StormBasketball.com)  
206-272-2706

Justin Lester  
Assistant, Communications  
[JLester@StormBasketball.com](mailto:JLester@StormBasketball.com)



### SEATTLE PROBABLE STARTERS

F	32	ALYSHA CLARK	5-11	167	4			
GP/S	17/16	PTS 8.9	REB 3.2	AST 1.6	STL 0.7	FG% 47.6	3FG% 40.9	MIN 27.2

**LAST GAME:** Scored 9 points on 2-of-4 from the arc at New York on 7/6

- Tallied 10 points on 3-of-6 shooting vs. Dallas on 6/30
- Scored 14 points on 5-of-9 shooting against Minnesota on 6/19
- Posted 14 points on 5-of-12 shooting at San Antonio on 6/14

F	30	BREANNA STEWART	6-4	175	R			
GP/S	18/18	PTS 18.7	REB 9.8	AST 3.2	STL 1.4	FG% 46.0	3FG% 32.9	MIN 35.0

**LAST GAME:** Posted seventh career double-double with 16 rebounds and 24 points vs. NY on 7/6

- Set a franchise single-game rookie record with 38 points vs. Atlanta on 6/28
- Tied a season-high 29 points against Connecticut on 6/24
- Set a career-high 29 points on 8-of-11 shooting at DAL on 6/16
- Set the franchise's rookie record for rebounds in a game with 17 vs. New York on 6/5

C	1	CRYSTAL LANGHORNE	6-2	180	8			
GP/S	18/18	PTS 9.8	REB 4.5	AST 1.1	STL 0.9	FG% 64.0	3FG% 100.0	MIN 25.7

**LAST GAME:** Scored 6 points in 24 minutes of action at New York on 7/6

- Tied her season-high with 18 points on 8-of-9 shooting vs. Atlanta on 6/28
- Scored 16 points on 7-of-10 shooting against Dallas on 6/16
- Scored 17 points on 9-of-11 from the free throw line at Indiana on 6/12

G	24	JEWELL LOYD	5-10	165	1			
GP/S	18/18	PTS 16.2	REB 3.4	AST 2.8	STL 1.1	FG% 42.9	3FG% 30.7	MIN 32.0

**LAST GAME:** Marked 6 points in 23 minutes of action at New York on 7/6

- Posted 24 points and went 7-of-7 from the foul line vs. Dallas on 6/30
- Posted 20 points and dished out 7 assists vs. Minnesota on 6/19
- Scored 20 points and went 9-of-9 from the foul line at Indiana on 6/12
- Scored 32 points on 12-of-18 shooting and had 9 rebounds vs. Phoenix

G	10	SUE BIRD	5-10	150	14			
GP/S	18/18	PTS 12.8	REB 3.1	AST 5.8	STL 1.0	FG% 44.9	3FG% 42.0	MIN 32.9

**LAST GAME:** Dished out 10 assists and posted 6 points at New York on 7/6

- Posted 19 points on 7-of-8 shooting against Connecticut on 6/24
- Scored a season-high 24 points at Connecticut on 6/10
- Recorded a double-double with 13 points and a season-high 10 assists vs. NY on 6/5

### Reserves

No.	Name	Pos.	Ht.	College	EXP	PPG	RPG
5	Abby Bishop	F	6-3	Australia	2	1.2	0.5
23	Kaleena Mosqueda-Lewis	F	5-11	Connecticut	1	3.1	0.5
4	Jenna O'Hea	F	6-1	Australia	5	4.2	1.8
45	Noelle Quinn	G	6-0	UCLA	9	2.5	0.8
34	Krystal Thomas	C	6-5	Duke	4	0.5	1.5
7	Ramu Tokashiki	F	6-3	Japan	1	4.3	1.9
22	Monica Wright	G	5-10	Virginia	6	1.6	0.7

### SEATTLE ROSTER NOTES

None.

### TEAM RECORDS

	Record	Home	Road	OT	2OT
Overall	(6-12)	(4-5)	(2-7)	(0-1)	(0-0)
West	(2-6)	(1-3)	(1-3)	(0-0)	(0-0)
East	(4-6)	(3-2)	(1-4)	(0-1)	(0-0)
Streaks:	L 3	L 1	L 4	L 1	

## PREGAME MEDIA AVAILABILITY

Per WNBA rules, the Storm will hold pregame media from 90:00 - 60:00 on the pregame countdown clock. There are preset times for the following athletes and head coach Jenny Boucek, but please notify a member of the Storm PR department if you wish to speak with an athlete not listed below.

95:00 - Jenny Boucek  
90:00 - Breanna Stewart  
90:00 - Jewell Loyd  
60:00 - Sue Bird

## 2016 SEATTLE STORM ROSTER

NO	PLAYER	POS	HT	WT	DOB	FROM	YRS
10	Sue Bird	G	5-9	150	10/16/80	Connecticut	14
5	Abby Bishop	F	6-3	180	11/29/88	Australia	2
32	Alysha Clark	F	5-11	167	7/07/87	MTSU	4
1	Crystal Langhorne	F	6-2	185	10/27/86	Maryland	8
24	Jewell Loyd	G	5-10	148	10/5/93	Notre Dame	1
23	Kaleena Mosqueda-Lewis	F	5-11	180	11/3/93	Connecticut	1
4	Jenna O'Hea	F	6-1	174	6/6/87	Australia	5
45	Noelle Quinn	G	6-0	178	1/3/85	UCLA	9
30	Breanna Stewart	F	6-4	175	8/27/94	Connecticut	R
34	Krystal Thomas	C	6-5	210	6/10/89	Duke	4
7	Ramu Tokashiki	F	6-3	176	6/11/91	Japan	1
22	Monica Wright	G	5-10	182	7/15/88	Virginia	6

### Basketball Operations Staff

Head Coach	Jenny Boucek (Virginia)
Assistant Coach	Ryan Webb (Seattle U)
Assistant Coach	Leah Drury (Alabama)
Advanced Scout	Emre Vatansever (Marmara University Istanbul)
Sports Performance	Blair Wagner (Wyoming)
Sports Performance	Emily Blurton (Alaska-Fairbanks)
Sports Performance	Susan Borchardt (Stanford)
Athletic Trainer	Tom Spencer (Central Washington)
Physical Therapist	Abby Gordon (Connecticut)
Team Doctor	Dr. Adam Pourcho (Michigan State)
Team Doctor	Dr. Jeff Cary (Colorado)
Chiropractor	Lew Estabrook (Washington State)
Nutritionist	Susan Kleiner (Hiram College)
Basketball Operations	Talisa Rhea (Seattle U)
Video & Equipment	Erin McKinney (Wisconsin-Whitewater)

## PRONUNCIATION GUIDE

Jenny Boucek (Bou-SEC)  
Ramu Tokashiki (goes by Tak) (Rah-Moo Toe-KAUSH-Key) Breanna Stewart (Bre-ANNA)

## HOW THE 2016 SEATTLE STORM WAS BUILT

### DRAFT

Sue Bird (1st pick, 2002)  
Jewell Loyd (1st pick, 2015)  
Kaleena Mosqueda-Lewis (3rd pick, 2015)  
Breanna Stewart (1st pick, 2016)

### FREE AGENCY

Alysha Clark (5/23/12)  
Abby Bishop (2/20/15)  
Ramu Tokashiki (4/7/15)  
Krystal Thomas (6/26/16)

### TRADE

Crystal Langhorne (from WAS, 4/14/14)  
Jenna O'Hea (from LA, 4/1/14)  
Monica Wright (from MIN, 7/20/15)  
Noelle Quinn (from PHO, 6/25/16)

## 2016 SEATTLE STORM SOCIAL MEDIA ROSTER

NO	PLAYER	TWITTER HANDLE	WEBSITE
10	Sue Bird	@S10Bird	suebirdonline.com
5	Abby Bishop	@Abby_Knight10	abbybishop.net
32	Alysha Clark	@alyshaclark	
1	Crystal Langhorne	@crystalanghorne	
24	Jewell Loyd	@jewellloyd	jewellloyd.com
23	Kaleena Mosqueda-Lewis	@Kaleena_23	
4	Jenna O'Hea	@JennaOHea	jennaoha.com.au
45	Noelle Quinn	@IAmSoLA45	
30	Breanna Stewart	@bre_stewart30	
34	Krystal Thomas	@KThomasGCU	
7	Ramu Tokashiki	@TOKASHIKI_10	
22	Monica Wright	@monnie22	
Jenny Boucek		@jboucek	
Ryan Webb		@RyanWebb54	
Leah Drury		@LeahDrury	
Seattle Storm Official		@seattlestorm	stormbasketball.com

## WHAT THEY'RE TWEETING...





Breanna Stewart Retweeted

**ESPYS** @ESPYS · Jun 30

Who should win **#BestFemaleAthlete** in the @CapitalOne ESPYS vote? Visit [ESPYS.com](http://ESPYS.com) for all categories.

**ESPYS**

**Best Female Athlete**

	<b>Breanna Stewart</b> UConn Huskies	<input type="button" value="Vote"/>
	<b>Elena Delle Donne</b> Chicago Sky	<input type="button" value="Vote"/>
	<b>Katie Ledecky</b> Swimmer	<input type="button" value="Vote"/>
	<b>Simone Biles</b> Gymnast	<input type="button" value="Vote"/>

Breanna Stewart @bre\_stewart30 · 2h

Shanghai here I come! Excited for another new experience and to fight for a WBCA title this overseas season!



Jewell B Loyd Retweeted

**Seattle Storm** @seattlestorm · Jul 2

The 1st meeting of the #TrickShotShootAround minds @jewellloyd & @hkopmeyer, at the @SeattleReignFC game! #StayTuned



**Sue Bird** @S10Bird

Ditto! Congratulations, LJ. Miss you 🥺

**Lauren Jackson** @laurenej15

S/O 2 all the women on the #WNBA20 but particularly my girl @S10Bird w/o you babe I don't make this list xxx #congrats @seattlestorm 🍀🏀

**Krystal Thomas** @KThomasGCU

### Comeback Season: Part 2!

**Seattle Storm** @seattlestorm

**BREAKING** | We have signed @KThomasGCU! Welcome back to Seattle, Krystal!

More --> [storm.wnba.com/news/seattle-s...](http://storm.wnba.com/news/seattle-s...)

## TONIGHT'S OPPONENT

# SAN ANTONIO STARS



All-Time Record vs. Stars: 32-29 Storm  
 All-Time Home Record vs. Stars: 21-11 Storm  
 All-Time Road Record vs. Stars: 18-11 Stars  
 Current Streak: 2 Stars Wins  
 Current Streak at Home: 1 Stars Win  
 Current Streak on the Road: 3 Stars Wins

Largest Storm Win: 40 points, 93-53 (6/22/03)  
 Largest Stars Win: 24 points, 66-90 (9/14/12)

Longest Storm Win Streak: 6 games (8/1/09-7/20/10)  
 Longest Stars Win Streak: 9 games (8/10/06-5/24/08)

## SERIES NOTES

- In the teams' last meeting on 6/14/16 in San Antonio, despite a 19-point, 15-rebound performance from Breanna Stewart, the Seattle Storm fell 77-70 to the San Antonio Stars.
- At the AT&T Center, San Antonio held Seattle to just 32.9 percent shooting, while the Stars connected on a then season-high 45.3 percent of their field goals.
- Trailing by double digits for much of the night, Seattle made it a close game in the fourth quarter, pulling within one point in the final minute on a layup by Jewell Loyd.

## 2016 RESULTS VS. SAN ANTONIO

Seattle 70, San Antonio 77 - AT&T Center, San Antonio, Texas (6/14/16)

Despite a 19-point, 15-rebound performance from rookie forward Breanna Stewart, the Seattle Storm lost 77-70 to the San Antonio Stars on Tuesday at the AT&T Center. Trailing by double digits for much of the night, Seattle made it a close game in the fourth quarter, pulling within one point in the final minute on a layup by Jewell Loyd. San Antonio's Moriah Jefferson then split a pair of free throws, but the Stars secured the rebound on her miss and Kayla McBride knocked down a three-pointer with 18.9 seconds remaining. Storm guard Sue Bird missed on the other end, and the Stars hit two more free throws to put the game out of reach. Stewart, who leads the WNBA in rebounding, recorded her fifth double-double of the season but shot just 5-for-18 from the field on Tuesday. Loyd had 17 points and Alysha Clark added 14 for Seattle, while Jefferson led San Antonio with a career-high 19 points on 9-of-14 shooting. Jefferson, the rookie who played alongside Stewart at UConn, made eight of her first nine shots to help the Stars build their early advantage. San Antonio held the Storm (4-7) to just 32.9 percent shooting, while the Stars (2-7) connected on a season-high 45.3 percent of their field goals. Despite Stewart's 15 rebounds, San Antonio won the rebounding battle 45-32 thanks to a career-high 18 boards from Dearica Hamby. The Stars jumped out to a 20-7 lead by making 10 of their first 14 shots, including a 16-2 run after the Storm held a one-point advantage in the opening minutes. Jefferson started 4-of-4 for eight early points to help San Antonio open up a double-digit lead. Stewart scored 10 points in a six-minute span to help Seattle climb back into the game during the second quarter. Kaleena Mosqueda-Lewis provided a spark off the bench with five points in the period, but the Stars maintained a comfortable advantage late in the period. Clark and Loyd both scored nine points in the third quarter, and the Storm used an 8-2 run to pull within six by the end of the period. After recording 20 points on average in her previous two games, Bird didn't score until the final two minutes of the third quarter and finished with seven points on 3-for-10 shooting. McBride scored 18 points and Hamby added 15 for the Stars, who snapped a four-game losing streak.

June 14, 2016	SCORE	HI SCORER	HI REBOUND	HI ASSISTS	FG%	FT%	REB (O-D-T)
Seattle	70	Stewart, 19	Stewart, 15	Bird, 4	23-70 (32.9)	19-23 (82.6)	11-21-32
@ San Antonio	77	Jefferson, 19	Hamby, 18	Currie, 3 Jefferson, 3	29-64 (45.3)	17-22 (77.3)	11-34-45

## LAST GAME

Seattle 74, New York 78 - Madison Square Gardens, New York, NY (7/6/16)

After nearly overcoming an 18-point the Seattle Storm lost 78-74 to the New York Liberty at Madison Square Garden. Rookie Breanna Stewart recorded 24 points and 16 rebounds as Seattle dropped to 6-12 on the season. New York had a comfortable lead for most of the contest, but the Storm rallied in the fourth quarter and pulled within two at the 1:14 mark on one of Stewart's four three-pointers. Neither team was able to score until Storm guard Sue Bird was fouled with four seconds to go. Bird made her first free throw but missed the second, the Liberty secured the rebound, and Tanisha Wright drained a pair of free throws to make it 77-74. New York's Sugar Rodgers stole the ensuing inbounds pass and added a free throw to clinch the victory. Wright and Tina Charles paced the Liberty (13-6) with 18 points apiece, while Rodgers added 14 and seven assists. Stewart, who shot 9-for-18 from the field, notched her second straight double-double and her seventh of the season. Bird added to her league-leading assist total by notching 10 helpers Wednesday night, tying her season high. Second-year wing Kaleena Mosqueda-Lewis scored a season-high 10 points off the bench. Seattle kept it close in the opening minutes, but New York jumped out to a double-digit lead late in the first quarter as Rodgers and Charles started to take control. It was the second straight low-scoring first quarter for the Storm, which managed 11 points Wednesday night while New York put up 23 on 57.9 percent shooting. After trailing 31-13 early in the second, Seattle climbed back into the game thanks to four three-pointers, including two from Stewart. The Storm went on an 11-2 spurt to trim the deficit to single digits, sparked by threes from Stewart and Mosqueda-Lewis. Stewart scored nine of her 12 first-half points in the second frame, and New York led by just six at halftime. Rodgers, who leads the league in three-pointers this season, hit a trio of them in the opening minutes of the second half. New York extended its lead to double digits again, and it took a 64-54 edge into the fourth quarter before Stewart and company nearly completed their comeback.

July 6, 2016	SCORE	HI SCORER	HI REBOUND	HI ASSISTS	FG%	FT%	REB (O-D-T)
Seattle	74	Stewart, 24	Stewart, 16	Bird, 10	28-68 (41.2)	8-13 (61.5)	5-27-32
@ New York	78	Charles, 18	Stokes, 11	Rodgers, 7	31-69 (44.9)	13-17 (76.5)	10-31-41
		Wright, 18					

## PREVIOUS GAME

Seattle 64, Atlanta 77 - Philips Arena, Atlanta, Ga. (7/5/16)

The Seattle Storm fell 77-64 to the Atlanta Dream on Tuesday at Philips Arena. The Storm is now 6-11 at the midway point of the season. Jewell Loyd paced Seattle with 13 points – all scored in the third quarter – and Breanna Stewart recorded her sixth double-double of the year with 11 points and 11 rebounds. Sancho Lyttle scored a game-high 22 points on 11-of-13 shooting for Atlanta, which snapped a six-game losing streak one week after falling to the Storm in Seattle. Both teams shot just above 40 percent from the field Tuesday night, but rebounding was a major factor in the outcome. The Dream secured 16 offensive boards compared to just four for Seattle, winning the overall rebounding battle 38-27. Atlanta's Elizabeth Williams blocked seven shots, the second most in a single game this season. It was a low-scoring first half for both clubs, as they headed to the break tied 28-28 after turnovers plagued the Storm and poor shooting hurt the Dream. Seattle had five giveaways in the first six minutes of the game, finishing the half with nine turnovers while shooting 42.3 percent. Atlanta shot just 10-for-33 (30.3 percent) from the field, including 0-of-7 from three-point range. Loyd picked up two fouls in the first five minutes, forcing her to spend much of the half on the bench. Reserve guards Noelle Quinn and Kaleena Mosqueda-Lewis filled scoring four points apiece to keep the Storm within striking distance. After trailing for the entire second quarter, Seattle tied it up with a Sue Bird jumper in the final seconds. Dream forward Angel McCoughtry, finished with 18 after guiding Atlanta to a strong second half. Both teams were more efficient in the third quarter, and it was Loyd who led the way for Seattle. She scored nine points in the first three minutes and finished with 13 in the quarter on 4-of-7 field goals. A Loyd three-pointer gave Seattle its first lead since the opening minutes, and the teams went back and forth the rest of the period. Lyttle helped Atlanta on a 9-0 run to start the fourth quarter, securing a lead that they wouldn't surrender the rest of the way. Seattle's turnover problems returned in the final frame, when it was outscored 25-10. Lyttle scored eight of her 22 points in the fourth.

July 5, 2016	SCORE	HI SCORER	HI REBOUND	HI ASSISTS	FG%	FT%	REB (O-D-T)
Seattle	64	Loyd, 13	Stewart, 11	Bird, 6	25-61 (41.0)	10-10 (100.0)	4-23-27
@ Atlanta	77	Lyttle, 22	Lyttle, 11	Clarendon, 4	29-69 (42.0)	18-21 (85.7)	16-22-38
				Hayes, 4			

## LAST GAME VS. TONIGHT'S OPPONENT

Seattle 70, San Antonio 77 - AT&T Center, San Antonio, Texas (6/14/16)

Despite a 19-point, 15-rebound performance from rookie forward Breanna Stewart, the Seattle Storm lost 77-70 to the San Antonio Stars on Tuesday at the AT&T Center. Trailing by double digits for much of the night, Seattle made it a close game in the fourth quarter, pulling within one point in the final minute on a layup by Jewell Loyd. San Antonio's Moriah Jefferson then split a pair of free throws, but the Stars secured the rebound on her miss and Kayla McBride knocked down a three-pointer with 18.9 seconds remaining. Storm guard Sue Bird missed on the other end, and the Stars hit two more free throws to put the game out of reach. Stewart, who leads the WNBA in rebounding, recorded her fifth double-double of the season but shot just 5-for-18 from the field on Tuesday. Loyd had 17 points and Alysha Clark added 14 for Seattle, while Jefferson led San Antonio with a career-high 19 points on 9-of-14 shooting. Jefferson, the rookie who played alongside Stewart at UConn, made eight of her first nine shots to help the Stars build their early advantage. San Antonio held the Storm (4-7) to just 32.9 percent shooting, while the Stars (2-7) connected on a season-high 45.3 percent of their field goals. Despite Stewart's 15 rebounds, San Antonio won the rebounding battle 45-32 thanks to a career-high 18 boards from Dearica Hamby. The Stars jumped out to a 20-7 lead by making 10 of their first 14 shots, including a 16-2 run after the Storm held a one-point advantage in the opening minutes. Jefferson started 4-of-4 for eight early points to help San Antonio open up a double-digit lead. Stewart scored 10 points in a six-minute span to help Seattle climb back into the game during the second quarter. Kaleena Mosqueda-Lewis provided a spark off the bench with five points in the period, but the Stars maintained a comfortable advantage late in the period. Clark and Loyd both scored nine points in the third quarter, and the Storm used an 8-2 run to pull within six by the end of the period. After recording 20 points on average in her previous two games, Bird didn't score until the final two minutes of the third quarter and finished with seven points on 3-for-10 shooting. McBride scored 18 points and Hamby added 15 for the Stars, who snapped a four-game losing streak.

June 14, 2016	SCORE	HI SCORER	HI REBOUND	HI ASSISTS	FG%	FT%	REB (O-D-T)
Seattle	70	Stewart, 19	Stewart, 15	Bird, 4	23-70 (32.9)	19-23 (82.6)	11-21-32
@ San Antonio	77	Jefferson, 19	Hamby, 18	Currie, 3	29-64 (45.3)	17-22 (77.3)	11-34-45
				Jefferson, 3			

## NEXT OPPONENT: INDIANA

Indiana Fever, Sunday, July 10, KeyArena, Seattle, Wash.

Series Quickhits: Storm vs. Fever

[All-Time Results](#)

Overall: 15-17 Fever

In Seattle: 11-4 Storm

In Indiana: 13-4 Fever

[Current Streaks](#)

Overall: 1 Storm win

In Seattle: 1 Fever win

In Indiana: 1 Storm win

Last Win: 6/12/16, 90-88

Last Loss: 6/1/16, 75-85

### 2016 vs. Indiana

June 1 @ IND	L, 75-85
June 12 @ IND	W, 90-88
July 10 @ SEA	4 p.m. PDT

## 2016 HEAD TO HEAD WIN GRID

	ATL	CHI	CON	DAL	IND	LAS	MIN	NYL	PHO	SAS	WAS
WIN	1		2		1				2		
LOSS	1		1	2	1	1	2	2		1	1

## TEAM NOTES

### STEWART CLAIMS BACK-TO-BACK ROOKIE OF THE MONTH

Storm forward Breanna Stewart has been named WNBA Rookie of the Month presented by Samsung for both May and June. In May, Stewart led all rookies in points (17.4 per game), rebounds (8.8) and blocks (2.0) and was second in assists (2.4) in five games. In June, Stewart averaged 19.4 points, 9.5 rebounds and 2.0 blocks per game. She had an incredible four-game stretch, scoring 20-plus points in every contest and averaging 29.2 points on 67.9 percent shooting. Against Atlanta, Stewart scored 38 points, tied for the most by a WNBA player this season.

### JEWELL'S A GEM

When the Seattle Storm and Phoenix Mercury met for the first time this year on May 20, Jewell Loyd scored a career-high 30 points, including the game-winning jumper that gave Seattle an 81-80 victory. On June 3 at KeyArena, Loyd once again posted a new career high against Phoenix, notching 32 points to guide the Storm to a 95-81 win. Loyd, who reached the 500-point milestone on June 3, became the third player in franchise history to score 30 on multiple occasions. It was the most points scored by a Storm player since Lauren Jackson posted 33 in 2010 against Phoenix. Loyd, the reigning WNBA Rookie of the Year finished 12-of-18 from the field and 4-for-7 from three-point range, scoring 19 in the first half alone. It was her fourth 20-point game of the year, and the Notre Dame product also set career highs with nine rebounds and five offensive boards.

### WNBA 20@20 UNVEILED

In celebration of the WNBA's landmark 20th season, the league unveiled the 20 greatest and most influential players in its history with its announcement of the WNBA Top 20@20 presented by Verizon. Storm point guard Sue Bird, now in her 15th WNBA season, was honored as one of the 20 players. The list includes nine current players: Bird, Swin Cash, Seimone Augustus, Tamika Catchings, Maya Moore, Candace Parker, Cappie Pondexter, Diana Taurasi and Lindsay Whalen. Storm legend Lauren Jackson is one of 11 former players. The players were selected based on factors like on-court performance and ability, leadership and sportsmanship, as well as contributions to team success.

### LIGHTING IT UP

Heading into this road trip, the highest-scoring trio in the WNBA resided in Seattle and consisted of the three No. 1 picks on the Storm's roster: Breanna Stewart, Jewell Loyd and Sue Bird. Stewart and Loyd were both in the league's top 10 with 18.8 and 17.1 points per game, respectively, while Bird was averaging her most points per game since 2011 (13.5). The trio combined to average 49.4 of the Storm's 81.3 points per contest, slightly edging the Los Angeles Sparks' trio of Nneka Ogumike, Candace Parker and Kristi Toliver (49.2). It is the Storm's highest-scoring trio since 2007, when Lauren Jackson won MVP after averaging 23.8 points per game and Bird wasn't even among the team's top three scorers (Betty Lennox, Iziane Castro Marques).

### SHE'S A THIEF

Now in her 15th season in the WNBA, Sue Bird is ninth in career steals with 565. She averages 1.3 steals per game for her career, which included one season missed due to injury. In eight of the 13 years she played, Bird recorded 1.4 or more steals per contest. Her 565 career steals rank fifth among active players, and there's a good chance she moves up two spots on the all-time list this year.

RK.	NAME	STEALS
6	Jia Perkins (MIN)	587
7	Taj McWilliams-Franklin (Ret.)	580
8	Tully Bevilaqua (Ret.)	573
<b>9</b>	<b>Sue Bird (SEA)</b>	<b>565</b>
10	Alana Beard (LAS)	560

### MIGHT WANT TO GUARD HER

Crystal Langhorne sits in fourth all-time on the WNBA's FG% charts. A career 56.2% shooter, Langhorne has led the Storm in scoring since joining the team and in consecutive seasons (2014, 2015).

RK.	NAME	FG%
1	Sylvia Fowles (MIN)	57.9
2	Brittney Griner (PHO)	56.6
3	Alisa Burras (Ret.)	56.4
<b>4</b>	<b>Crystal Langhorne (SEA)</b>	<b>56.2</b>
5	Nneka Ogumike (LAS)	55.5

### ROOKIE RECORDS RUPTURED

Breanna Stewart scored 38 points, tied for the most by a WNBA player this season, and the Storm defeated Atlanta 84-81 on Tuesday, June 28 at KeyArena. It was the first career 30-point game for Stewart, who went 12-of-16 from the field en route to the highest-scoring performance by a rookie in franchise history. She surpassed her college career high in points, as the most Stewart scored during her four years at UConn was 37. It ranks as the third-highest scoring output by a rookie in league history and the second-highest point total in franchise history, behind only Lauren Jackson's 47 in an overtime game in 2007.

### CRYSTAL CLEAR

Crystal Langhorne shot 8-for-8 from the field on her way to a season-high 18 points in the May 28 win over the Sun, setting a franchise record for field goals without a miss. Langhorne had a game-high eight rebounds and the second-most points in the game, and her 18 points featured her seventh career three-pointer and first since 2014. Langhorne's career average of 56.2 percent shooting ranks fourth in WNBA history, and she's been in the league's top five in that category every year since joining Seattle.

### MULTI-30+ GAMES IN A SINGLE SEASON

In the 2016 season, Jewell Loyd has put up 30+ points in a single game twice. Three-time MVP Lauren Jackson is the only other player in a Storm jersey to accomplish this feat, which she has done in 6 seasons (2003, 2004, 2007, 2008, 2009, 2010). Jackson's single-season best was in 2007, when she passed the mark 9 times, including her 47-point outburst on July 24, 2007 at Washington in an overtime contest, a then-WNBA single-game scoring record. Jackson would go on to win WNBA MVP honors that season.

### ONE OF THE ALL-TIME BEST DISHIN' THE ROCK

Sue Bird is just 278 assists shy of tying Ticha Penicheiro (2,599) on the WNBA all-time assist rankings. She boasts a 5.4 assist per game career average, sitting in second place on the all-time list. The 2015 season saw Bird fall just .4 assists per game short of leading the league in the category (Courtney Vandersloot, 5.8 apg, 2015).

RK.	NAME	ASSISTS
1	Ticha Penicheiro (Ret.)	2,599
<b>2</b>	<b>Sue Bird (SEA)</b>	<b>2,319</b>
3	Lindsay Whalen (MIN)	2,091
4	Becky Hammon (Ret.)	1,708
5	Diana Taurasi (PHO)	1,528

## TEAM NOTES

### RETIRING #15

On Friday, July 15, when Seattle takes on the Washington Mystics, the Storm will officially retire the No. 15 of former star center Lauren Jackson. After announcing her retirement in March, Jackson will make the trip from Australia to Seattle that week and be honored in a ceremony at the game. Jackson, a three-time WNBA MVP, is the Storm's all-time leading scorer and rebounder. She played all of her 12 WNBA seasons in Seattle, starting 358 total games and guiding the Storm to championships in 2004 and 2010. Jackson ranks seventh all-time in scoring (6,007 points), ninth in rebounds (2,447) and third in blocks (586). Her 2007 campaign was the most decorated season by an individual in league history: MVP, scoring champion, rebounding champion and Defensive Player of the Year. She is one of two players in WNBA history to lead the league in both scoring and rebounding in the same season. When the Storm defeated Atlanta to win the 2010 title, Jackson was named Finals MVP. A perennial All-Star, Jackson finished with career averages of 18.9 points, 7.7 rebounds, 1.1 steals and 1.8 blocks per game. She averaged more than 20 points per game in five different seasons, including three years in which Jackson led the WNBA in scoring (2003, '04, '07). On the international stage, Jackson guided the Australian National Team to medals at four consecutive Olympic Games.

### HISTORY REPEATS ITSELF

Seattle owned the No. 1 pick in the WNBA Draft for the second straight year, the second time a WNBA team has selected first back-to-back years. After doing so in 2001 and 2002, the Storm won its first WNBA title within three seasons. Including Lauren Jackson and Sue Bird, seven of the players taken No. 1 overall in the WNBA Draft between 2001 and 2013 have won at least one title. In the NBA, having back-to-back top picks has proven to deliver even quicker success: All three times NBA franchises have chosen first overall in consecutive years since 1965, they made the NBA finals within two seasons (Orlando Magic 1992-93, Houston Rockets 1983-84, Cleveland Cavaliers 2013-14).

### TRIPLE-DOUBLE WATCH...

Breanna Stewart nearly became the youngest and fastest player in WNBA history to record a triple-double with her 14-point, 10-rebound, 9-assist effort on 6/3/16 vs. Phoenix. The evening did mark her third double-double of her short career, just seven games in. Should she accomplish the feat, she will join elite company. There have been just six triple-doubles in WNBA history.

### BIRD: WISEST OWL OF THEM ALL

By the numbers, point guard Sue Bird has been even more dominant this year than her previous seasons. Her 12.8 points per game are the two-time champion's most since 2011, while her 5.8 assists per contest are the most since the 2010 title-winning season. Her 83.8 percent shooting from the free throw line is a personal best since 2011, while her 44.9 percent overall shooting and 42.0 percent from the three-point line are among the highest of her entire career.

### PICKING UP THE PACE

In 2015, Crystal Langhorne led the Storm with 11.1 points per game as the team finished 10-24. Eighteen games into this season, Seattle has three players averaging better than 12 points per contest (Breanna Stewart – 18.7; Jewell Loyd – 16.2; and Sue Bird – 12.8). As a team, the Storm has also increased its average scoring output from 70.4 points per game in 2015 to 79.9 this year and its field goal percentage from 43.4 to 45.7 percent. Five different players are averaging nine points per game for the first time since 2013.

### GUARD THE JEWELL OR JEWELL THE GUARD?

On June 19 against Minnesota, Storm guard Jewell Loyd matched her career high of six assists in the first half, finishing with a new personal best of seven dimes. Not a point guard for the majority of her basketball career, Loyd has shown the ability to be a playmaker in her second WNBA season. She's dished out five or more assists on five occasions, increasing her average from 1.9 assists per game last year to 2.8 this season. Loyd has also increased her scoring from 10.7 points per game to 16.2, and her three-point shooting percentage from 20.8 to 30.7.

### STEWART'S STORM

During a historic, unprecedented career at Connecticut, Breanna Stewart won four consecutive national championships and guided the Huskies to a pair of perfect seasons (2013-14 and 2015-16). She was named Most Outstanding Player of the Final Four in all four of her team's title runs and won AP Player of the Year three straight seasons. A four-year starter at Connecticut, Stewart becomes the fifth Husky to be selected with the top pick in the WNBA draft. She finished her college career with a 151-5 record after leading the Huskies in scoring for the past three seasons. During her senior year, Stewart averaged 19.4 points, 8.7 rebounds, 4.0 assists and 3.4 blocks per game while shooting 57.9 percent from the field and 42.6 percent from the 3-point line. Stewart is the only player in Division I women's basketball history to record 300 blocks and 300 assists in her career. At the 2013 Final Four, she became the first freshman in 26 years to earn the tournament's Most Outstanding Player award. Stewart has also played for the United States National Team, helping the USA win gold at the 2014 FIBA World Championship.

### CLARK TAKES CHARGE

Alysha Clark scored 23 points on 7-of-7 shooting against New York on June 5, marking a new career high for the veteran after she had scored 20 against Minnesota earlier this season. Clark, who returned to the starting lineup after coming off the bench in the previous game due to a knee bruise, was 5-for-5 in the first half for 14 points. In her fifth year with Seattle, Clark is averaging 8.9 points per game on 47.6 percent shooting. She has recorded the first two 20-point outings of her career, and in a five-game stretch, she put up 13.8 points per night on 61.8 percent shooting.

### BOSS OF THE BOARDS

On June 5 against New York, Storm rookie Breanna Stewart pulled down a career-high 17 rebounds, topping the previous franchise rookie record ([13, Lauren Jackson, 7/27/01, vs. Phoenix] and Stewart [13, 2 times]) and setting a league-wide single-game high that has since been surpassed by Dallas' Glory Johnson (22). Eighteen games into her rookie season, Stewart leads the league with 9.8 rebounds per game, and she has recorded a double-double in seven of her appearances.

### #CLUTCH

On June 12 against Indiana, Jewell Loyd scored 16 points in the second half, including the go-ahead free throws with 2.4 seconds remaining, to guide the Storm to a 90-88 win. Loyd was fouled while attempting a shot from the right baseline on the fast break, and she drained both free throws to put Seattle ahead. It marked the second time this season that Loyd has scored the game-winning points in the final seconds. On May 21, Loyd hit the game-winning shot with 2.9 seconds remaining to give Seattle an 81-80 win over Phoenix. She scored the final 10 points for Seattle, finishing the fourth quarter with 12 on 6-of-7 field goals.

### COMIN' IN HOT...OFF THE BENCH

Heading into the current road trip, Seattle's bench hadn't outscored the opponent's bench in a game since May 22. But the Storm has now accomplished that feat in back-to-back contests. At Atlanta on July 5, Seattle got 20 points from its bench, including three baskets from newly acquired guard Noelle Quinn. In the loss to New York the next night, wing Kaleena Mosqueda-Lewis led the bench with a season-high 10 points, including a pair of three-pointers.

## TEAM NOTES

### #ROADTORIO

On Wednesday, April 27, the USA Women's Basketball Team 12-athlete roster for the 2016 Olympics was named. Sue Bird was named to her fourth Olympic team, going for her fourth Gold medal. Storm rookie Breanna Stewart was also named to the team. This is the first time in Storm history that the active roster had two members on an Olympic roster. Stewart and Bird won a gold medal together at the 2014 FIBA World Championships.

### OFFENSIVE TAKEOVER

On Friday, June 24 against the Connecticut Sun, Seattle exploded for its best offensive outing of the season. In the victory, the Storm set season highs in points (98), field goals (35), field goal percentage (61.4) margin of victory (17) and points in a half (56). Led by the 29 points of Breanna Stewart, Seattle never trailed in the game and held its largest lead of the season (25) in the third quarter. Since the opening minutes of the first quarter, the Storm held a double-digit lead the entire game. It marked the 10th game out of the first 14 in which four Storm players reached double figures.

### MONEY FROM THE STRIPE

At just 22 years old, Storm guard Jewell Loyd is among the best free-throw shooters in the WNBA. Despite missing one of her two attempts at the stripe last game, Loyd is shooting 88.8 percent (71-of-80) this year, the fourth best percentage out of all players who have attempted 80 or more free throws. This comes after a rookie season in which Loyd shot 90.4 percent from the free throw line, second best in the league among those with 100 attempts. Against the Mystics last August, she set a franchise record and WNBA rookie record for most free throws made without a miss (14).

### AMONG LEAGUE LEADERS

Eighteen games into the season, Seattle has several players among the WNBA leaders in the main offensive categories. Rookie forward Breanna Stewart is first in the league with 9.8 rebounds per game and third with 1.9 blocks per game. Sue Bird leads the league with 5.8 assists per game, while Stewart ranks sixth with 18.7 points per game and Jewell Loyd ranks ninth with 16.2. Stewart, Loyd and Bird are all in the top 12 in minutes with averages of more than 32 per game. Here is where Stewart ranks among rookies: first in points (18.7), first in rebounds (9.8), second in assists (3.2), first in blocks (1.9) and tied for first in steals (1.4). She has twice been named WNBA Rookie of the Month.

### WELCOME \*BACK\* TO SEATTLE

During the weekend of June 25-26, the Storm completed a pair of transactions that saw guard Noelle Quinn and center Krystal Thomas return to the team's roster. In a trade for Quinn, Seattle sent the rights to Angel Robinson to Phoenix. Robinson appeared in 25 games in 2014, her only season in Seattle. Quinn played for the Storm during the 2013 and 2014 seasons before signing with Phoenix prior to the 2015 campaign. Thomas, signed as a free agent after being released by the Storm in May, was drafted by Seattle in the third round (36th overall) of the 2011 WNBA Draft. In separate moves, Seattle waived guard Blake Dietrick and center Markeisha Gatling. Quinn and Thomas made their first appearances of the season for Seattle in the June 28 victory over Atlanta.

### BOUCEK BACK FOR YEAR 2

Now in her fifth season as a WNBA head coach and second with the Seattle Storm, Jenny Boucek is tasked with guiding the Storm back to the playoffs for the first time since 2013. The club was 10-24 this past season, finishing four games out of the playoff race. Prior to taking over as head coach in Seattle last year, Boucek held the same role for the now-defunct Sacramento Monarchs from 2007-09. She was an assistant coach in Seattle from 2003-05 and 2010-14 – Boucek was around for both of the team's WNBA titles – before being promoted to head coach. The Storm made improvements in a few different areas after Boucek took over, namely on the defensive end. Seattle's opponents scored just 7.1 fast break points per game last season, good for second in the WNBA. The Storm also allowed just 30.5 points in the paint on average, the fourth best mark in the league.

### IT'S RAINING IN SEATTLE

In 2015, 23.8 percent of the shots Seattle took were three-pointers, one of the highest marks in the WNBA. That percentage was even higher during the previous five seasons, when the Storm was always either first or second in the category. This year could be similar, as 10 of the 12 players on Seattle's roster have proven to be threats from three-point range. Through 18 games of the 2016 season, 350 of Seattle's 1,114 (31.3 percent) of Seattle's shots have been three-pointers. The Storm ranks second in the league with 19.4 attempted per game, and eighth with a 33.4 percent conversion rate.

### STEWART SETTLING IN

After making less than 30 percent of her shots in a five-game stretch early in July, Storm rookie Breanna Stewart found her touch in the next four outings. The reigning Rookie of the Month scored 20-plus points in all four games, averaging 29.2 points on 67.9 percent shooting. Against the Sun, she tied yet another franchise rookie record by making five shots from beyond the arc. Against Atlanta, she scored 38 points, tied for the most by a WNBA player this season.

### WEEK 7: AP WNBA POWER POLL

The Associated Press WNBA Power Rankings, as voted by a 14-member panel, with first-place votes in parentheses, total points based on 12 points for a first-place vote through one point for a 12th-place vote, previous ranking and high and low place on ballots. The ballots are released every Tuesday morning.

Rank	Team	Record	Previous
1.	Los Angeles	13-1	2
2.	Minnesota	13-2	1
3.	New York	10-5	3
4.	Washington	8-8	5
5.	Atlanta	8-6	4
6.	Dallas	7-8	6
7.	Phoenix	6-9	9
8.	Chicago	6-8	7
9.	Indiana	6-9	8
10.	Seattle	5-9	10
11.	Connecticut	3-12	11
11.	San Antonio	3-11	11



## 2016 QUARTER BY QUARTER SHOOTING

DATE	OPPONENT	1Q	2Q	FIRST HALF	3Q	4Q	SECOND HALF	OT	TOTAL
5/15	@ Los Angeles	46.2	31.3	37.9	75.0	50.0	65.0		49.0
5/20	@ Phoenix	23.5	45.0	35.1	30.8	60.0	46.4		40.0
5/22	MINNESOTA	47.1	43.8	45.5	23.5	56.3	39.4		42.4
5/26	WASHINGTON	41.2	36.4	39.3	26.3	66.7	41.9	45.5	41.4
5/28	CONNECTICUT	64.7	25.0	48.3	69.2	60.0	64.3		56.1
6/1	@ Indiana	46.2	69.2	57.7	46.2	53.8	50.0		53.8
6/3	PHOENIX	47.4	56.3	50.0	51.0	50.0	50.0		50.8
6/5	NEW YORK	47.4	50.0	48.6	18.8	43.8	31.3		40.6
6/10	@ Connecticut	38.1	43.8	40.5	66.7	36.8	48.4		44.1
6/12	@ Indiana	52.9	35.7	45.2	61.5	66.7	63.6		40.3
6/14	@ San Antonio	27.8	33.3	30.6	61.5	19.0	35.3		32.9
6/16	@ Dallas	53.3	50.0	51.6	43.8	33.3	39.3		45.8
6/19	MINNESOTA	75.0	36.8	54.3	30.8	38.5	34.6		45.9
6/24	CONNECTICUT	76.5	61.5	70.0	36.4	62.5	51.9		61.4
6/28	ATLANTA	69.2	47.1	56.7	38.9	50.0	43.3		50.0
6/30	DALLAS	44.4	50.0	47.1	53.3	23.5	37.5		42.4
7/5	@ Atlanta	38.5	46.2	42.3	47.4	31.3	40.0		41.0
7/6	@ New York	26.3	44.4	35.1	40.0	63.6	48.4		41.2
7/8	@ San Antonio								
7/10	INDIANA								
7/15	WASHINGTON								
7/17	CHICAGO								
7/20	SAN ANTONIO								
7/22	@ Minnesota								
8/26	LOS ANGELES								
8/28	@ Minnesota								
8/31	DALLAS								
9/2	@ Chicago								
9/4	@ Atlanta								
9/7	@ New York								
9/9	@ Washington								
9/11	LOS ANGELES								
9/15	@ Phoenix								
9/18	CHICAGO								

## 2016 QUARTER BY QUARTER SCORING

DATE	OPPONENT	1Q	2Q	FIRST HALF	3Q	4Q	SECOND HALF	OT	TOTAL
5/15	@ Los Angeles	6-13 (15)	5-16 (11)	11-29 (26)	9-12 (25)	4-8 (15)	13-20 (40)		24-49 (66)
5/20	@ Phoenix	4-17 (12)	9-20 (25)	13-37 (37)	4-13 (21)	9-15 (23)	13-28 (44)		26-65 (81)
5/22	MINNESOTA	8-17 (24)	7-16 (17)	15-33 (41)	4-17 (10)	9-16 (20)	13-33 (30)		28-66 (71)
5/26	WASHINGTON	7-17 (18)	4-11 (15)	11-28 (33)	5-19 (16)	8-12 (22)	13-31 (38)	5-11 (11)	29-70 (82)
5/28	CONNECTICUT	11-17 (28)	3-12 (11)	14-29 (39)	9-13 (31)	9-15 (23)	18-28 (54)		32-57 (93)
6/1	@ Indiana	6-13 (16)	9-13 (22)	15-26 (38)	6-13 (17)	7-13 (20)	13-26 (37)		28-52 (75)
6/3	PHOENIX	9-19 (23)	9-16 (26)	18-36 (49)	7-14 (27)	7-14 (19)	14-28 (46)		32-63 (95)
6/5	NEW YORK	9-19 (20)	9-18 (25)	28-37 (45)	3-16 (13)	7-16 (20)	10-32 (33)		28-69 (78)
6/10	@ Connecticut	8-21 (19)	7-16 (19)	15-37 (38)	8-12 (20)	7-19 (18)	15-31 (38)		30-68 (76)
6/12	@ Indiana	9-17 (29)	5-14 (13)	14-31 (42)	8-13 (24)	6-9 (24)	14-22 (48)		28-53 (90)
6/14	@ San Antonio	5-18 (13)	6-18 (20)	11-36 (33)	8-13 (25)	4-21 (12)	12-34 (37)		23-70 (70)
6/16	@ Dallas	5-15 (21)	8-16 (17)	16-31 (38)	7-16 (19)	4-12 (22)	11-28 (41)		27-59 (79)
6/19	MINNESOTA	12-16 (26)	7-19 (20)	19-35 (46)	4-13 (17)	5-13 (21)	9-26 (38)		28-61 (84)
6/24	CONNECTICUT	13-17 (30)	8-13 (26)	21-30 (56)	4-11 (48)	10-16 (24)	14-27 (42)		35-57 (98)
6/28	ATLANTA	9-13 (27)	8-17 (18)	17-30 (45)	7-18 (16)	6-12 (23)	13-30 (39)		30-60 (84)
6/30	DALLAS	8-18 (23)	8-16 (23)	16-34 (46)	8-15 (19)	4-17 (13)	12-32 (32)		28-66 (78)
7/5	@ Atlanta	5-13 (13)	6-13 (15)	11-26 (28)	9-19 (26)	5-16 (10)	14-35 (36)		25-61 (64)
7/6	@ New York	5-19 (11)	8-18 (22)	13-37 (33)	8-20 (21)	7-11 (20)	15-31 (41)		28-68 (74)
7/8	@ San Antonio								
7/10	INDIANA								
7/15	WASHINGTON								
7/17	CHICAGO								
7/20	SAN ANTONIO								
7/22	@ Minnesota								
8/26	LOS ANGELES								
8/28	@ Minnesota								
8/31	DALLAS								
9/2	@ Chicago								
9/4	@ Atlanta								
9/7	@ New York								
9/9	@ Washington								
9/11	LOS ANGELES								
9/15	@ Phoenix								
9/18	CHICAGO								

## 2016 TEAM BOX SCORE

DATE	OPPONENT	FG-FGA	FG%	3P-3PA	3FG%	FT-FTA	FT%	OR-DR-TOT	A	PF	ST	TO	BS	PTS
5/15	@ Los Angeles	24-49	49.0	1-10	10.0	17-22	77.0	5-20-25	13	23	5	24	2	66
5/20	@ Phoenix	26-65	40.0	9-23	39.1	20-24	83.3	10-29-39	15	21	5	16	2	81
5/22	MINNESOTA	28-66	42.4	6-20	30.0	9-11	81.8	6-28-34	16	18	4	15	4	71
5/26	WASHINGTON	29-70	41.4	7-19	36.8	17-20	85.0	6-21-27	15	23	5	11	6	82
5/28	CONNECTICUT	32-57	56.1	6-18	33.3	23-29	79.3	12-17-29	16	18	6	18	3	93
6/1	@ Indiana	28-52	53.8	5-18	27.8	14-18	77.8	1-21-22	16	24	9	20	5	75
6/3	PHOENIX	32-63	50.8	12-24	50.0	19-24	79.2	14-23-27	25	15	10	10	3	95
6/5	NEW YORK	28-69	40.6	5-22	22.7	17-21	81.0	6-25-31	23	19	4	7	4	78
6/10	@ Connecticut	30-68	44.1	8-25	32.0	8-9	88.9	4-29-33	19	17	7	12	1	76
6/12	@ Indiana	28-53	52.8	9-19	47.4	25-28	89.3	4-22-26	14	19	4	16	5	90
6/14	@ San Antonio	23-70	32.9	5-24	20.8	19-23	82.6	11-21-32	11	18	4	11	2	70
6/16	@ Dallas	27-59	45.8	2-15	13.3	23-27	85.2	9-15-24	19	22	10	19	4	79
6/19	MINNESOTA	28-61	45.9	7-19	36.8	21-25	84.0	2-21-23	16	15	7	14	1	84
6/24	CONNECTICUT	35-57	61.4	8-18	44.4	20-24	83.3	2-27-29	20	16	9	15	5	98
6/28	ATLANTA	30-60	50.0	6-18	33.3	18-20	90.0	6-21-27	15	15	8	12	5	84
6/30	DALLAS	28-66	42.4	7-20	35.0	15-16	93.8	7-21-28	20	22	9	13	7	78
7/5	@ Atlanta	25-61	41.0	4-14	28.6	10-10	100.0	4-23-27	15	18	5	16	5	64
7/6	@ New York	28-68	41.2	10-24	41.7	8-13	61.5	5-27-32	24	17	6	13	1	74
7/8	@ San Antonio													
7/10	INDIANA													
7/15	WASHINGTON													
7/17	CHICAGO													
7/20	SAN ANTONIO													
7/22	@ Minnesota													
8/26	LOS ANGELES													
8/28	@ Minnesota													
8/31	DALLAS													
9/2	@ Chicago													
9/4	@ Atlanta													
9/7	@ New York													
9/9	@ Washington													
9/11	LOS ANGELES													
9/15	@ Phoenix													
9/18	CHICAGO													

## OVERALL TEAM STATS

Through July 6 (6-12)

SEATTLE STORM

2016 REGULAR SEASON STATISTICS

PLAYER	G	GS	MIN	-FIELD GOALS-			-3-POINT			FG--			-FREE THROWS-			--REBOUNDS--			PF	DQ	STL	TO	BLK	PTS	AVG
				FG	FGA	PCT	FG	FGA	PCT	FT	FTA	PCT	OFF	DEF	TOT	AST									
Stewart	18	18	630	114	248	.460	23	70	.329	85	102	.833	23	153	176	58	52	0	25	44	35	336	18.7		
Loyd	18	18	576	99	231	.429	23	75	.307	71	80	.888	20	41	61	50	29	0	19	47	6	292	16.2		
Bird	18	18	593	83	185	.449	34	81	.420	31	37	.838	3	52	55	104	26	0	18	47	2	231	12.8		
Langhorne	18	18	462	71	111	.640	1	1	1.000	34	49	.694	21	60	81	20	32	0	17	31	8	177	9.8		
Clark	17	16	463	50	105	.476	18	44	.409	34	38	.895	17	38	55	28	53	0	12	21	1	152	8.9		
Tokashiki	18	0	223	28	63	.444	0	0	---	22	25	.880	13	22	35	4	48	0	8	13	1	78	4.3		
O'Hea	14	2	229	20	58	.345	10	34	.294	9	10	.900	7	18	25	18	17	0	8	14	3	59	4.2		
Mosqueda-Lewis	16	0	163	18	52	.346	7	33	.212	6	9	.667	2	6	8	12	19	0	2	15	1	49	3.1		
Gatling	11	0	64	9	17	.529	0	0	---	7	7	1.000	5	4	9	1	19	0	1	10	3	25	2.3		
Quinn (TOT)	17	0	183	12	39	.308	1	10	.100	6	7	.857	1	14	15	23	24	1	5	15	4	31	1.8		
Quinn (SEA)	4	0	54	5	10	.500	0	0	---	0	0	---	0	3	3	5	4	0	0	5	1	10	2.5		
Wright	11	0	86	8	24	.333	1	9	.111	1	3	.333	1	7	8	10	15	1	6	10	1	18	1.6		
Bishop	6	0	43	3	8	.375	0	3	.000	1	2	.500	0	3	3	6	15	0	1	1	1	7	1.2		
Dietrick	2	0	6	0	0	---	0	0	---	2	2	1.000	0	0	0	0	1	0	0	1	0	2	1.0		
Thomas	4	0	33	1	2	.500	0	0	---	0	0	---	2	4	6	1	10	0	0	3	2	2	0.5		
STORM	18	-	3625	509	1114	.457	117	350	.334	303	364	.832	114	411	525	317	340	1	117	284	65	1438	79.9		
OPPONENTS	18	-	3625	556	1234	.451	91	282	.323	294	367	.801	190	431	621	285	360	1	141	241	55	1497	83.2		

PLAYER	-- SINGLE-GAME HIGHS --								----- AVERAGE PER GAME -----								-CAREER HIGHS (C=SET, T=TIED THIS SEASON)-							
	MIN	REB	AST	ST	TO	BL	PTS	MIN	REB	AST	STL	TO	BLK	PTS	FG	FGA	FT	FTA	REB	AST	PTS			
Stewart	41	17	9	4	6	4	38	35.0	9.8	3.2	1.39	2.4	1.94	18.7	12C	20C	12C	14C	17C	9C	38C			
Loyd	38	9	7	3	6	1	32	32.0	3.4	2.8	1.06	2.6	0.33	16.2	12C	20C	14	14	9C	7C	32C			
Bird	39	6	10	4	7	1	24	32.9	3.1	5.8	1.00	2.6	0.11	12.8	11	23	11	12	8	14	33			
Langhorne	32	9	2	3	5	2	18	25.7	4.5	1.1	0.94	1.7	0.44	9.8	13	24	9T	13	16	5	31			
Clark	35	7	4	2	4	1	23	27.2	3.2	1.6	0.71	1.2	0.06	8.9	7C	13C	7C	8C	9	4C	23C			
Tokashiki	21	5	2	3	2	1	15	12.4	1.9	0.2	0.44	0.7	0.06	4.3	10	15	5T	6	9	2T	21			
O'Hea	26	5	3	2	3	1	14	16.3	1.8	1.3	0.57	1.0	0.21	4.2	6	11	5	7	11	6	17			
Mosqueda-Lewis	21	2	2	1	4	1	10	10.2	0.5	0.8	0.13	0.9	0.06	3.1	8	23	4	4	4	4	19			
Gatling	16	3	1	1	2	2	6	5.8	0.8	0.1	0.09	0.9	0.27	2.3	7	11	6	6	12	2	16			
Quinn (TOT)	19	3	6	2	3	1	7	10.8	0.9	1.4	0.29	0.9	0.24	1.8	9	17	6	8	11	14	24			
Quinn (SEA)	16	2	2	0	2	1	6	13.6	0.8	1.3	0.00	1.3	0.25	2.5										
Wright	17	4	5	3	3	1	5	7.9	0.7	0.9	0.55	0.9	0.09	1.6	12	23	9	12	9	7	32			
Bishop	15	1	2	1	1	1	4	7.2	0.5	1.0	0.17	0.2	0.17	1.2	7	12	3	4	9	3	18			
Dietrick	4	0	0	0	1	0	2	2.8	0.0	0.0	0.00	0.5	0.00	1.0	0C	0C	2C	2C	0C	0C	2C			
Thomas	11	2	1	0	1	1	2	8.3	1.5	0.3	0.00	0.8	0.50	0.5	7	13	5	8	18	4	15			
STORM	225	39	25	10	26	7	98	201.4	29.2	17.6	6.50	15.8	3.61	79.9	40	100	33	43	57	29	111			
OPPONENTS	225	45	30	13	20	10	96	201.4	34.5	15.8	7.83	13.4	3.06	83.2	41T	98	38	55	50	30C	107			

Through July 6 (5-13)

SAN ANTONIO STARS

2016 REGULAR SEASON STATISTICS

PLAYER	G	GS	MIN	-FIELD GOALS-			-3-POINT			FG--			-FREE THROWS-			--REBOUNDS--			PF	DQ	STL	TO	BLK	PTS	AVG
				FG	FGA	PCT	FG	FGA	PCT	FT	FTA	PCT	OFF	DEF	TOT	AST									
McBride	17	17	523	102	278	.367	29	95	.305	58	68	.853	13	55	68	33	22	0	18	34	2	291	17.1		
Jefferson	18	18	508	80	178	.449	15	33	.455	25	33	.758	7	24	31	74	37	0	26	32	2	200	11.1		
Hamby	18	18	477	68	150	.453	2	14	.143	49	68	.721	27	68	95	21	43	0	11	32	10	187	10.4		
Currie	18	18	442	55	154	.357	15	45	.333	34	37	.919	25	59	84	36	50	0	16	28	11	159	8.8		
Alexander	18	0	347	57	102	.559	0	0	---	24	36	.667	34	48	82	8	44	0	8	22	12	138	7.7		
Peters	18	0	293	37	101	.366	9	36	.250	13	16	.813	6	31	37	15	26	1	3	15	6	96	5.3		
Colson	18	0	272	28	70	.400	3	12	.250	31	38	.816	5	22	27	38	32	0	21	18	1	90	5.0		
Ndour	14	0	112	15	43	.349	6	19	.316	16	17	.941	11	21	32	7	13	0	3	5	13	52	3.7		
Appel-Marinelli	18	18	401	21	48	.438	0	1	.000	18	24	.750	24	72	96	34	53	0	18	22	24	60	3.3		
Montgomery	16	1	216	19	63	.302	4	15	.267	8	11	.727	11	23	34	23	20	0	4	8	3	50	3.1		
Gwathmey	6	0	39	5	12	.417	1	2	.500	1	2	.500	2	4	6	1	7	0	1	2	1	12	2.0		
Dietrick (TOT)	2	0	6	0	0	---	0	0	---	2	2	1.000	0	0	0	0	1	0	0	1	0	2	1.0		
Eldebrink	8	0	44	1	8	.125	0	6	.000	1	2	.500	1	2	3	7	2	0	1	4	0	3	0.4		
STARS	18	-	3675	488	1207	.404	84	278	.302	278	352	.790	166	429	595	297	349	1	130	254	85	1338	74.3		
OPPONENTS	18	-	3675	521	1202	.433	88	247	.356	321	394	.815	172	464	636	312	338	3	125	239	71	1451	80.6		

PLAYER	-- SINGLE-GAME HIGHS --								----- AVERAGE PER GAME -----								-CAREER HIGHS (C=SET, T=TIED THIS SEASON)-							
	MIN	REB	AST	ST	TO	BL	PTS	MIN	REB	AST	STL	TO	BLK	PTS	FG	FGA	FT	FTA	REB	AST	PTS			
McBride	41	10	5	3	4	1	29	30.8	4.0	1.9	1.06	2.0	0.12	17.1	12	23C	10	10T	10C	6	30			
Jefferson	38	5	7	5	6	1	31	28.2	1.7	4.1	1.44	1.8	0.11	11.1	13C	18C	4C	4C	5C	7C	31C			
Hamby	39	18	4	2	4	2	18	26.5	5.3	1.2	0.61	1.8	0.56	10.4	8	16C	7C	10C	18C	4C	19			
Currie	36	9	6	3	3	2	20	24.6	4.7	2.0	0.89	1.6	0.61	8.8	11	20C	16	18	12	7	28			
Alexander	25	10	2	2	3	2	14	19.3	4.6	0.4	0.44	1.2	0.67	7.7	6C	9C	5C	7C	11	3	14C			
Peters	32	5	3	1	3	1	16	16.3	2.1	0.8	0.17	0.8	0.33	5.3	5C	9C	4C	4C	5C	3C	16C			
Colson	23	4	4	4	2	1	11	15.1	1.5	2.1	1.17	1.0												

## 2016 OFFENSIVE LEADERS (INCLUDES TIES)

PLAYER	G-GS	10-19 PTS	20-29 PTS	30+ PTS	10+ REB	10+ AST	DBL-DBL	TPL-DBL
S. Bird	18-18	12	1			2	1	
A. Bishop	6-0	4	1					
A. Clark	17-16	3	1					
C. Langhorne	18-18	11						
J. Loyd	18-18	6	5	2				
K. Mosqueda-Lewis	16-0	1						
J. O'Hea	14-1	2						
N. Quinn	4-0							
B. Stewart	18-18	8	7	1	8		7	
K. Thomas	4-0							
R. Tokashiki	18-0	1						
M. Wright	11-0							

PLAYER	PTS	REB	AST	STL	BLK	MINS
S. Bird	1	1	13	4	1	2
A. Bishop	1				1	
A. Clark	1			2		
C. Langhorne		3		2	5	
J. Loyd	6		4	6	3	5
K. Mosqueda-Lewis					1	
J. O'Hea				4		
N. Quinn						
B. Stewart	9	14	3	8	14	13
K. Thomas						
R. Tokashiki				1	1	
M. Wright				1	1	

## PLAYER MILESTONES

PLAYER	MILESTONE	NEEDED
Sue Bird	200 offensive rebounds	13 rebounds
Abby Bishop	100 defensive rebounds	5 defensive rebounds
Alysha Clark	100 free throws made	Reached 6/5/16
Alysha Clark	100 offensive rebounds	1 offensive rebounds
Alysha Clark	100 three-point field goals	14 three-point field goals
Jewell Loyd	200 field goals	Reached 6/19/16
Jewell Loyd	500 points	Reached 6/3/16
Crystal Langhorne	1300 defensive rebounds	Reached 6/19/16
Crystal Langhorne	100 blocks	11 blocks
Crystal Langhorne	3,500 points	Reached 6/24/16
Crystal Langhorne	8,000 minutes	Reached 6/30/16
Crystal Langhorne	300 games started	17 starts
Jenna O'Hea	100 free throws	9 free throws
Noelle Quinn	6,800 minutes	49 minutes
Krystal Thomas	100 games	Reached 6/28/16
Krystal Thomas	300 defensive rebounds	16 defensive rebounds
Ramu Tokashiki	100 defensive rebounds	1 defensive rebound
Monica Wright	200 free throws made	19 free throws
Monica Wright	100 offensive rebounds	19 offensive rebounds

## 2016 REGULAR SEASON MISCELLANEOUS STATS

DATE	OPPONENT	POINTS IN THE PAINT	SECOND CHANCE POINTS	FASTBREAK POINTS	BENCH POINTS
5/15	@ Los Angeles	36-46	6-9	12-10	17-17
5/20	@ Phoenix	20-24	17-6	12-11	7-6
5/22	MINNESOTA	30-40	5-14	13-12	11-9
5/26	WASHINGTON	38-28	7-11	11-4	13-28
5/28	CONNECTICUT	36-40	21-16	5-4	13-37
6/1	@ Indiana	34-36	0-10	9-5	19-36
6/3	PHOENIX	34-42	13-13	11-2	12-28
6/5	NEW YORK	32-44	4-11	13-7	21-29
6/10	@ Connecticut	28-38	7-8	6-6	12-32
6/12	@ Indiana	28-26	6-17	6-6	21-26
6/14	@ San Antonio	24-44	6-17	8-16	9-19
6/16	@ Dallas	46-50	6-13	11-8	9-23
6/19	MINNESOTA	32-48	0-9	13-6	10-38
6/24	CONNECTICUT	38-40	5-20	7-6	13-36
6/28	ATLANTA	42-42	12-19	8-12	2-9
6/30	DALLAS	36-20	4-16	10-8	8-38
7/5	@ Atlanta	24-42	5-19	8-8	20-14
7/6	@ New York	26-28	6-8	0-11	18-13
7/8	@ San Antonio				
7/10	INDIANA				
7/15	WASHINGTON				
7/17	CHICAGO				
7/20	SAN ANTONIO				
7/22	@ Minnesota				
8/26	LOS ANGELES				
8/28	@ Minnesota				
8/31	DALLAS				
9/2	@ Chicago				
9/4	@ Atlanta				
9/7	@ New York				
9/9	@ Washington				
9/11	LOS ANGELES				
9/15	@ Phoenix				
9/18	CHICAGO				
<b>STORM TOTALS</b>		<b>584</b>	<b>130</b>	<b>163</b>	<b>235</b>
<b>OPPONENT TOTALS</b>		<b>678</b>	<b>229</b>	<b>148</b>	<b>484</b>

## 2016 STARTING LINEUPS

GAMES	FORWARD	FORWARD	CENTER	GUARD	GUARD	RECORD
1-5, 8-18	Clark	Stewart	Langhorne	Loyd	Bird	5-11
6-7	O'Hea	Stewart	Langhorne	Loyd	Bird	1-1

## 2016 GAMES MISSED

PLAYER	REASON	DATES OUT	GAMES #	W/L
Jenna O'Hea	NWT - Overseas	5/15/16	1	0-1
Jenna O'Hea	DND - Rest	5/20/16	2	1-1
Alysha Clark	DND - R knee bruise	6/1/16	6	0-1
Abby Bishop	NWT - Overseas	6/19/16-6/28/16	13-15	2-1

## RECENT TRANSACTIONS

Feb. 2, 2016	Re-signed Alysha Clark to a multi-year contract
Feb. 2, 2016	Re-signed Jenna O'Hea to a multi-year contract
Feb. 9, 2016	Re-signed Crystal Langhorne
Feb. 9, 2016	Re-signed Angel Goodrich
Feb. 12, 2016	Signed Ramu Tokashiki to a multi-year contract
Feb. 16, 2016	Re-signed Sue Bird to a multi-year contract
Feb. 18, 2016	Signed Nneka Enemkpali
Feb. 18, 2016	Signed Blake Dietrick
March 2, 2016	Signed Laurin Mincy
March 2, 2016	Signed Davellyn Whyte
April 6, 2016	Re-signed Quanitra Hollingsworth
April 6, 2016	Signed Krystal Thomas to a training camp contract
April 14, 2016	Drafted Breanna Stewart (#1 overall) and Lexi Eaton Rydalch (#26 overall) in the 2016 WNBA Draft
April 25, 2016	Waived Nneka Enemkpali
April 27, 2016	Waived Davellyn Whyte
May 1, 2016	Waived Laurin Mincy
May 10, 2016	Waived Lexi Eaton Rydalch, Angel Goodrich, Quanitra Hollingsworth and Krystal Thomas
May 10, 2016	Signed Tiffany Bias
May 13, 2016	Waived Tiffany Bias
June 25, 2016	Waived Blake Dietrick
June 25, 2016	Waived Markeisha Gatling
June 25, 2016	Signed Noelle Quinn
June 26, 2016	Signed Krystal Thomas

## 2016 RECORD WHEN...

QUICK OVERVIEW	RECORD
Overall	6-12
Home	4-5
Road	2-7
vs. Western Conference	2-6
vs. Eastern Conference	4-6

BREAKDOWN	RECORD
vs. teams .500+ (day of game)	1-5
vs. teams sub .500 (day of game)	5-7
Games 1-10	4-6
Games 11-20	2-6
Games 21-34	0-0
Pre Olympic Break	6-12
Post Olympic Break	0-0

BY DAY	RECORD	HOME	ROAD
Monday			
Tuesday	1-2	1-0	0-2
Wednesday	0-2		0-2
Thursday	0-3	0-2	0-1
Friday	3-1	2-0	1-1
Saturday	1-0	1-0	
Sunday	1-4	0-3	1-1

BY MONTH	RECORD	HOME	ROAD
May	2-3	1-2	1-1
June	4-6	3-2	1-4
July	0-2	--	0-2
August			
September			

QUARTER SCORING	RECORD
Storm is ahead or tied after 1Q	5-4
Storm is behind after 1Q	1-8
Storm is ahead or tied after 2Q	6-3
Storm is behind after 2Q	1-8
Storm is ahead or tied after 3Q	5-3
Storm is behind after 3Q	1-9
Storm scores 15 or less in any Q	3-8
Storm allows 15 or less in any Q	1-8
Storm scores 25 or more in any Q	6-5
Storm allows 25 or more in any Q	4-10
Storm scores 45+ in first half	3-3
Storm allows 45 or more in first half	1-4
Storm allows 45+ in second half	2-5
Storm allows 44 or less in second half	4-7

STORM RECORD WHEN	RECORD
Shooting 45%+	5-4
Shooting sub 45%	1-8
Opponents shooting 45%+	2-7
Opponents shooting sub 45%	4-5
Bench outscores opponent bench	1-3
Bench outscored by opponent bench	5-8
Bench scoring is tied	0-1
Tied or more points in the paint	4-1
Fewer points in the paint	3-10
Score 70 + points	6-10
Score sub 70 points	0-2
Score 75+ points	6-7
Score sub 75 points	0-5
Opponent scores 75+ points	6-11
Opponent sub 75 points	0-0
More/tied rebounds than opponent	4-1
Fewer rebounds than opponent	2-11



## 2016 REGULAR SEASON SUPERLATIVES

### STORM TOP SINGLE-GAME PERFORMANCES

<u>Points</u>	<u>Date</u>	<u>Blocks</u>	<u>Date</u>	<u>Free Throws Made</u>	<u>Date</u>
Stewart, 38 vs. ATL	6/28/16	Stewart, 4 (3 times)		Stewart, 12 at DAL	6/16/16
Loyd, 32 vs. PHO	6/3/16	Stewart, 3 (6 times)		Stewart, 11 vs. ATL	6/28/16
Loyd, 30 at PHO	5/20/16	Langhorne, 2 vs. ATL	6/28/16	Langhorne, 9 at IND	6/12/16
Stewart, 29 (2 times)		Stewart, 2 (2 times)		Stewart, 9 vs. SA	6/14/16
				Loyd, 9 at IND	6/12/16
<u>Rebounds</u>	<u>Date</u>	<u>Steals</u>	<u>Date</u>	<u>Free Throws Attempted</u>	<u>Date</u>
Stewart, 17 vs. NY	6/5/16	Bird, 4 vs. PHO	6/3/16	Stewart, 14 at DAL	6/16/16
Stewart, 16 vs. NY	7/6/16	Stewart, 4 vs. WAS	5/26/16	Stewart, 13 vs. ATL	6/28/16
Stewart, 15 vs. SA	6/14/16	Langhorne, 3 vs. ATL	6/28/16	Stewart, 12 vs. SA	6/14/16
		Stewart, 3 (2 times)			
<u>Assists</u>	<u>Date</u>	Wright, 3 at DAL	6/16/16	<u>3-FG Made</u>	<u>Date</u>
Bird, 10 (2 times)		Tokashiki, 3 at IND	6/1/16	Stewart, 5 vs. CON	6/24/16
Stewart, 9 vs. PHO	6/3/16	Loyd, 3 (3 times)		Stewart, 4 vs. NY	7/6/16
Bird, 9 vs. MIN	5/22/16			Bird, 4 (3 times)	
Bird, 8 at CON	6/10/16	<u>Field Goals Made</u>	<u>Date</u>	Loyd, 4 vs. PHO	6/3/16
		Stewart, 12 vs. ATL	6/28/16	O'Hea, 4 vs. PHO	6/3/16
<u>Turnovers</u>	<u>Date</u>	Loyd, 12 (2 times)			
Bird, 7 at IND	6/12/16	Stewart, 10 vs. WAS	5/26/16	<u>3-FG Attempted</u>	<u>Date</u>
Stewart, 6 at DAL	6/16/16			Stewart, 8 vs. CON	6/24/16
Loyd, 6 vs. MIN	5/22/16	<u>Field Goals Attempted</u>	<u>Date</u>	Loyd, 7 vs. PHO	6/3/16
		Stewart, 20 vs. WAS	5/26/16	Bird, 7 (4 times)	
		Loyd, 20 at PHO	5/20/16		
		Stewart, 19 vs. MIN	5/22/16		

### OPPONENTS TOP SINGLE-GAME PERFORMANCES

<u>Points</u>	<u>Date</u>	<u>Blocks</u>	<u>Date</u>	<u>Free Throws Made</u>	<u>Date</u>
Parker, 34 (LAS)	5/15/16	Williams, 7 (ATL)	7/5/16	Catchings, 8 (IND)	6/12/16
Catchings, 27 (IND)	6/12/16	Stokes, 3 ( NY)	6/5/16	Hayes, 7 (ATL)	7/5/16
Taurasi, 23 (PHO)	5/20/16	Meesseman, 3 (WAS)	5/26/16	McCoughtry, 7 (ATL)	7/5/16
				Christmas, 7 (DAL)	6/30/16
<u>Rebounds</u>	<u>Date</u>	<u>Steals</u>	<u>Date</u>	Hamby, 7 (SAS)	6/14/16
Hamby, 18 (SAS)	6/14/16	Charles, 4 (NY)	7/6/16	Thomas, 7 (CON)	6/10/16
Charles, 13 ( NY)	6/5/16	McCoughtry, 4 (ATL)	6/28/16	Mitchell, 7 (IND)	6/1/16
Meesseman, 13 (WAS)	5/26/16	Johnson, 4 (DAL)	6/16/16	Griner, 7 (PHO)	5/20/16
		Sims, 4 (DAL)	6/16/16	Parker, 7 (LAS)	5/15/16
<u>Assists</u>	<u>Date</u>	<u>Field Goals Made</u>	<u>Date</u>	<u>Free Throws Attempted</u>	<u>Date</u>
Montgomery, 10 (MIN)	6/19/16	Parker, 12 (LAS)	5/15/16	Hamby, 10 (SAS)	6/14/16
Moore, 8 (MIN)	6/19/16	Lyttle, 11 (ATL)	7/5/16	Parker, 10 (LAS)	5/15/16
Rodgers, 7 (NY)	7/6/16			McCoughtry, 7 (ATL)	7/5/16
		<u>Field Goals Attempted</u>	<u>Date</u>	Catchings, 9 (IND)	6/12/16
<u>Turnovers</u>	<u>Date</u>	Charles, 20 ( NY)	6/5/16		
Jefferson, 6 (SAS)	6/14/16	Taurasi, 20 (PHO)	5/20/16	<u>3-FG Made</u>	<u>Date</u>
Diggins, 5 (DAL)	6/30/16	Parker, 20 (LAS)	5/15/16	Taylor, 6 (PHO)	6/3/16
McCoughtry, 5 (ATL)	6/28/16	Charles, 19 (NY)	7/6/16	Taurasi, 6 (PHO)	5/20/16
Moseley, 5 (IND)	6/1/16	Bone, 19 (CON)	5/28/16	January, 4 (IND)	6/12/16
				<u>3-FG Attempted</u>	<u>Date</u>
				Taurasi, 16 (PHO)	5/20/16
				Bentley, 8 (CON)	6/24/16
				Taylor, 8 (PHO)	6/3/16
				Rodgers, 7 (NY)	7/6/16

## 2016 REGULAR SEASON SUPERLATIVES

### **SEATTLE STORM HIGHS**

Points, Game.....	98 vs. Connecticut 6/24
Points, First Half.....	49 vs. Phoenix 6/3
Points, Second Half.....	56 vs. Connecticut 6/24
Points, 1Q.....	30 vs. Connecticut 6/24
Points, 2Q.....	26 (2 times)
Points, 3Q.....	31 vs. Connecticut 5/28
Points, 4Q.....	24 (2 times)
Points, Overtime.....	11 vs. Washington 5/26
Field Goals Made.....	35 vs. Connecticut 6/24)
Field Goals Att.....	70 (2 times)
Field Goal Percentage.	61.4 vs. Connecticut 6/24
3FG Made.....	12 vs. Phoenix 6/3
3FG Att.....	25 at Connecticut 6/10
3FG Percentage.....	50.0 vs. Phoenix 6/3
Free Throws Made.....	25 at Indiana 6/12
Free Throws Att.....	29 vs. Connecticut 5/28
FT Percentage.....	100.0 at Atlanta 7/6
Offensive Rebounds....	14 vs. Phoenix 6/3
Defensive Rebounds...	29 (2 times)
Total Rebounds.....	39 at Phoenix 5/20
Assists.....	25 vs. Phoenix 6/3
Steals.....	10 (2 times)
Turnovers.....	24 at Los Angeles 5/15
Blocked Shots.....	7 vs. Dallas 6/30
Personal Fouls.....	23 (3 times)
Largest lead at any time....	24 vs. Connecticut 6/24

### **OPPONENT HIGHS**

Points, Game.....	96 (2 times)
Points, First Half.....	53 vs. Minnesota 6/19
Points, Second Half.....	52 (2 times)
Points, 1Q.....	26 at Los Angeles 5/15
Points, 2Q.....	31 at Indiana 6/1
Points, 3Q.....	31 at Dallas 6/16
Points, 4Q.....	34 at Indiana 6/12
Points, Overtime.....	13 vs. Washington 5/26
Field Goals Made.....	41 vs. Minnesota 6/19
Field Goals Att.....	85 vs. Connecticut 6/24
Field Goal Percentage.	54.5 at Los Angeles 5/15
3FG Made.....	11 vs. Dallas 6/30
3FG Att.....	26 vs. Connecticut 6/24
3FG Percentage.....	50.0 vs. Dallas 6/30
Free Throws Made.....	27 at Indiana 6/12
Free Throws Att.....	30 at Indiana 6/12
FT Percentage.....	93.8 vs. Minnesota 5/22
Offensive Rebounds....	16 (2 times)
Defensive Rebounds...	34 at San Antonio 6/14
Total Rebounds.....	45 at San Antonio 6/14
Assists.....	30 vs. Minnesota 6/19
Steals.....	13 at Dallas 6/16
Turnovers.....	17 at Dallas 6/16
Blocked Shots.....	10 at Atlanta 7/6
Personal Fouls.....	26 at Dallas 6/16
Largest lead at any time....	31 at Los Angeles 5/15

### **SEATTLE STORM LOWS**

64, at Atlanta 7/6	
26, at Los Angeles 5/15	
30, vs. Minnesota 5/22	
11 at New York 7/6	
11 (2 times)	
10 vs. Minnesota 5/22	
10 at Atlanta 7/6	
23 at San Antonio 6/14	
49 at Los Angeles 5/15	
40.0 at Phoenix 5/20	
1 at Los Angeles 5/15	
10 at Los Angeles 5/15	
10.0 at Los Angeles 5/15	
8 (2 times)	
9 at Connecticut 6/10	
61.5 at New York 7/6	
1 at Indiana 6/1	
15 at Dallas 6/16	
22 at Indiana 6/1	
11 at San Antonio 6/14	
4 (2 times)	
10 vs. Phoenix 6/3	
1 (3 times)	
15 (3 times)	
0 at New York 7/6	

### **OPPONENT LOWS**

77 (3 times)	
28 (2 times)	
31 vs. Washington 5/26	
12 at Indiana 6/12	
10 at Atlanta 7/6	
8 vs. Minnesota 5/22	
10 vs. Washington 5/26	
24 at Phoenix 5/20	
62 vs Dallas 6/30	
37.5 at Phoenix 5/20	
1 at Atlanta 7/6	
8 (2 times)	
10.0 at Atlanta 7/6	
9 vs. Minnesota 6/19	
10 vs. Minnesota 6/19	
52.6 vs. Atlanta 6/28	
5 at Los Angeles 5/15	
16 (2 times)	
22 vs. Connecticut 5/28	
11 (2 times)	
4 vs. New York 6/5	
10 (3 times)	
0 at New York 7/6	
15 at New York 7/6	
1 (2 times)	

## JENNY BOUCEK BIOGRAPHY

WNBA Head Coaching Record: 56-77  
 Seattle Storm Head Coaching Record: 16-36  
 Seasons in the WNBA: 17th Season  
 Seasons with the Storm: 10th Season (2nd as Head Coach)

### JENNY BOUCEK

On January 20, 2015, Jenny Boucek was announced as the head coach of the Seattle Storm, the fourth head coach in the history of the franchise.

Boucek spent four seasons with the Storm under the leadership of Agler, rejoining the Storm in 2010 as the Director of Player Development and Scouting. She was promoted to associate head coach prior to the start of the 2014 season.

Boucek has been involved in the WNBA since its inaugural season, suiting up for the Cleveland Rockers in 1997. Following a career-ending injury in 1998, she began her WNBA coaching career as an assistant with the Washington Mystics in 1999. She then spent three seasons, 2000-02, in the same capacity with the Miami Sol. Boucek enjoyed her first stint in Seattle on Anne Donovan's staff from 2003-05, a span which included the franchise's first WNBA Championship in 2004. Her first stop as a WNBA head coach came in Sacramento, leading the now-defunct Sacramento Monarchs to a 40-41 clip over two-plus seasons, spanning 2007-09.

Notably respected as one of the top coaches in the league, Boucek has spent much of her career as a student of the game. She served as an advanced scout with the Seattle SuperSonics, and more recently, had full access to Dallas Mavericks Head Coach Rick Carlisle's training camp in September and October of 2014. She was involved in all coaches meetings, film and practice sessions and player meetings.

Boucek also played in Iceland in 1998 and was voted the country's best player after averaging 23 points, seven rebounds and six assists. She returned to Cleveland for the 1998 season but was forced to retire due to a career-ending back injury.

A four-year starter at the University of Virginia (1992-96), Boucek helped lead the Cavaliers to four regular-season ACC Championships and three NCAA Elite Eight appearances. She was a two-time GTE Academic All-America team member and two-time ACC selection. Boucek twice earned team Defensive Player of the Year honors and finished her career at Virginia as a member of the 1,000-point club. She also competed in the U.S. Olympic Festival in 1993.

### JENNY BOUCEK BY THE NUMBERS

YEAR	TEAM	TITLE	OVERALL	HOME	ROAD	FINISH
2016	SEA	Head Coach	6-12	4-5	2-7	---
2015	SEA	Head Coach	10-24	8-9	2-15	DNQ
2009	SAC	Head Coach	3-10	2-3	1-7	DNQ
2008	SAC	Head Coach	18-16	13-4	5-12	Lost in Western Conf. Semifinals to San Antonio
2007	SAC	Head Coach	19-15	12-5	7-10	Lost in 1st Round to San Antonio
<b>TOTALS</b>			<b>56-76</b>	<b>38-26</b>	<b>17-50</b>	---

YEAR	TEAM	TITLE	OVERALL	HOME	ROAD	FINISH
2014	SEA	Associate HC	12-22	8-9	4-13	T-5th, Western Conference (DNQ)
2013	SEA	Assistant Coach	17-17	9-8	8-9	Lost in Western Conf. Semifinals to Minnesota
2012	SEA	Assistant Coach	16-18	10-7	6-11	Lost in Western Conf. Semifinals to Minnesota
2011	SEA	Assistant Coach	21-13	15-2	6-11	Lost in Western Conf. Semifinals to Phoenix
2010	SEA	Assistant Coach	28-6	17-0	11-6	WNBA Champions (def. Atlanta 3-0)
2005	SEA	Assistant Coach	20-14	13-3	7-11	Lost in 1st Round to Houston
2004	SEA	Assistant Coach	20-14	13-4	7-10	WNBA Champions (def. Connecticut 2-1)
2003	SEA	Assistant Coach	18-16	13-4	5-12	DNQ
2002	MIA	Assistant Coach	15-17	9-7	6-10	DNQ
2001	MIA	Assistant Coach	20-12	10-6	10-6	Lost in 1st Round to New York
2000	MIA	Assistant Coach	13-19	9-7	4-12	DNQ
1999	WAS	Assistant Coach	12-20	6-10	6-10	DNQ
<b>TOTALS</b>			<b>210-190</b>			---

























